

Biotinylated Human TNFSF15 Protein (Primary Amine Labeling)

Cat. No. FSF-HM115B

Description

Source	Recombinant Biotinylated Human TNFSF15 Protein (Primary Amine Labeling) is expressed from HEK293 with His tag at the N-terminus. It contains Leu72-Leu251.
Accession	O95150-1
Molecular Weight	The protein has a predicted MW of 21.57 kDa. Due to glycosylation, the protein migrates to 25-35 kDa based on Bis-Tris PAGE result.
Endotoxin	Less than 1EU per μg by the LAL method.
Purity	> 95% as determined by Bis-Tris PAGE > 95% as determined by HPLC

Formulation and Storage

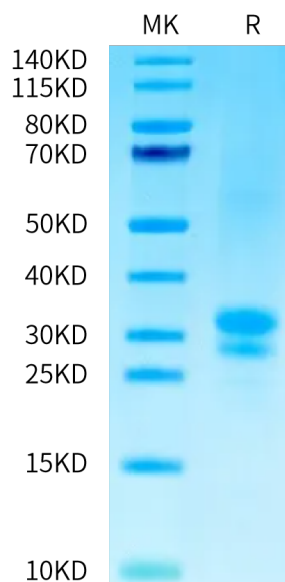
Formulation	Lyophilized from 0.22 μm filtered solution in PBS (pH 7.4). Normally 8% trehalose is added as protectant before lyophilization.
Reconstitution	Centrifuge the tube before opening. Reconstituting to a concentration more than 100 $\mu\text{g}/\text{ml}$ is recommended. Dissolve the lyophilized protein in distilled water.
Storage	-20 to -80°C for 12 months as supplied from date of receipt. -80°C for 3 months after reconstitution. Recommend to aliquot the protein into smaller quantities for optimal storage. Please minimize freeze-thaw cycles.

Background

TNF superfamily member 15 (TNFSF15), a cytokine largely produced by vascular endothelial cells and a specific inhibitor of the proliferation of these same cells, can inhibit VEGF-induced vascular permeability in vitro and in vivo, and that death receptor 3 (DR3), a cell surface receptor of TNFSF15, mediates TNFSF15-induced dephosphorylation of VEGFR2.

Assay Data

Bis-Tris PAGE



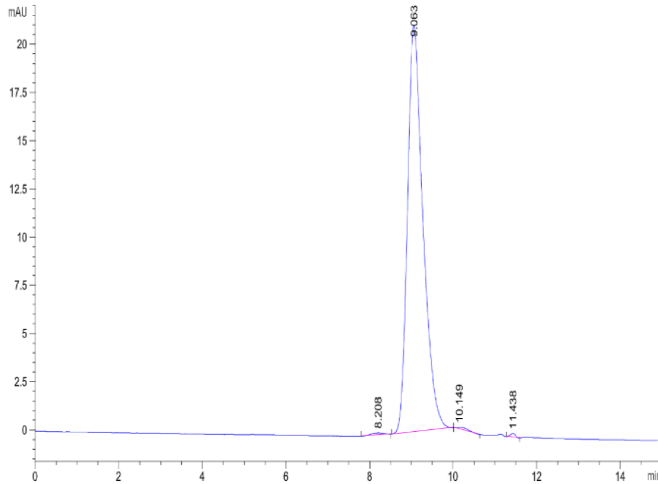
Biotinylated Human TNFSF15 on Bis-Tris PAGE under reduced condition. The purity is greater than 95%.

SEC-HPLC

Biotinylated Human TNFSF15 Protein (Primary Amine Labeling)

Cat. No. FSF-HM115B

Assay Data

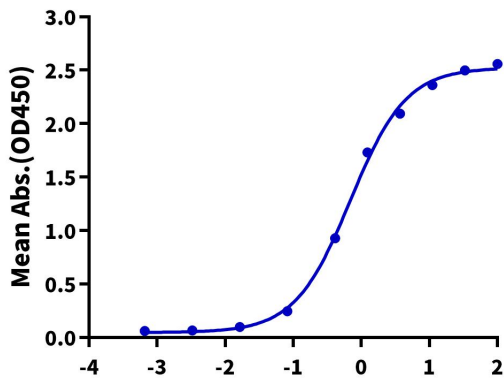


The purity of Biotinylated Human TNFSF15 is greater than 95% as determined by SEC-HPLC.

ELISA Data

Biotinylated Human TNFSF15, His Tag ELISA

0.5µg Mouse DR3, His Tag Per Well



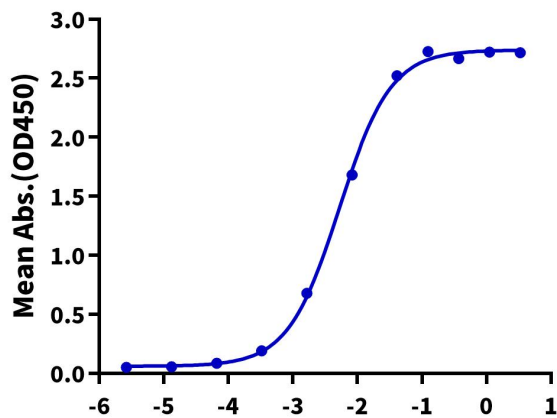
Immobilized Mouse DR3, His Tag at 5µg/ml (100µl/well) on the plate. Dose response curve for Biotinylated Human TNFSF15, His Tag with the EC50 of 0.69µg/ml determined by ELISA (QC Test).

Log Biotinylated Human TNFSF15, His Tag Conc.(µg/ml)

ELISA Data

Biotinylated Human TNFSF15, His Tag ELISA

0.05µg Biotinylated Human TNFSF15, His Tag Per Well



Immobilized Biotinylated Human TNFSF15, His Tag at 0.5µg/ml (100µl/well) on the streptavidin precoated plate (5µg/ml). Dose response curve for Anti-TNFSF15 Antibody, hFc Tag with the EC50 of 5.2ng/ml determined by ELISA.

Log Anti-TNFSF15 Antibody, hFc Tag Conc.(µg/ml)